



# SLOVAKIA 2023

# SOCIAL VALUE RESEARCH REPORT

# CONTENTS

<u>Introduction</u>	3
<u>Social Value of The Award: Model &amp; Methodology</u>	14
<u>Social Value Analysis: Slovakia 2023</u>	31
<u>Conclusion</u>	57
<u>Appendices</u>	69

# Introduction





There are 1.26 billion young people aged 15-24 in the world today. Though fast-paced developments in technology mean the world has, in many ways, never been smaller or more accessible, it has also become increasingly unstable, uncertain and often insecure.

As today's young people set out to find their place in this world, and are bombarded by information, expectations and uncertainty, they are growing up with a mosaic of complexities and challenges unseen by previous generations.

Tried and tested formal education models have been helping prepare young people for their futures for generations, in many societies. In some, access to school is a relatively newfound right; in others, that right has still to be won. New technologies and advancements see this continuing to evolve. However, many are now recognising that a less structured form of learning (though still with defined objectives and outcomes) delivered through what is known as non-formal education and learning, also needs to play a key role in the development of young people.

Non-formal education and learning, such as that offered by The Duke of Edinburgh's International Award (the Award), focuses on developing the wider 'soft' or 'core' skills – such as resilience, adaptability, problem solving, decision making and communication – which can help young people ensure they are ready for the world.



There is decades of anecdotal evidence that confirms that the Award makes an impact on young people and their communities. Over the last few years, The Duke of Edinburgh's International Award Foundation (the Foundation) has been working on developing robust, evidence based approaches to research and evaluation of the Award, to demonstrate that impact and has been working with national partners to implement these approaches across the world.

As part of this effort, the Foundation has worked with PricewaterhouseCoopers UK (PwC) to develop an approach to measure the social value of the Award. Social value in the Award context refers to the change created by the Award for and through its key stakeholders (young people, adults involved in delivery and society), in monetary terms.

This report introduces the social value model of the Award, which explains the journey of outcomes and impacts that result from the young people's and adults' involvement in the Award. It discusses the methodology used to measure the social impact of the Award and presents the results of the social value analysis conducted in Slovakia.

## The Duke of Edinburgh's International Award

# 2,119

In 2023, 2,119 young people completed an Award in Slovakia.

**The Duke of Edinburgh's International Award (The Award)** is a global non-formal education framework for all young people aged 14-24 and it operates in more than 120 countries and territories. In 2023, over 1,150,000 young people followed their own unique Award programme, via thousands of youth-focused partners and operators, including schools, youth organisations, examination boards and young offender institutions.

The Award is delivered internationally through a global and diverse network of licensed Operators, varying in scale from large National Award Operators (NAOs) with hundreds of thousands of participants to directly licensed Independent Award Centres (IACs) – typically international schools or youth clubs – with just a few young people taking part.

The Award was first available to youth in Slovakia in 2012. In 2023, **4,358** young people registered and began participating in The Duke of Edinburgh's International Award – Slovakia.

## The Award Framework

The Award encourages young people to learn new skills, get physically active, volunteer within their communities and discover a sense of adventure, outside the classroom.

It aims to offer young people a range of opportunities to help them unlock their potential.

Using the Award framework and with the support of adult volunteers, young people choose from a variety of activities to develop their own bespoke programmes, as they work towards achieving the internationally recognised Bronze, Silver and Gold Awards.



### BRONZE

14+ years  
6 months minimum



### SILVER

15+ years  
12 months minimum



### GOLD

14+ years  
6 months minimum



## Each level of The Award has four sections (five at gold level)



### Voluntary Service

Participants volunteer in their communities, make a positive contribution to society and demonstrate positive social responsibility



### Physical Recreation

Encourages young people to improve their fitness, performance and enjoy healthy lifestyles for good mental and physical wellbeing.



### Skills

Enables participants to develop their talents, broaden their abilities, increase their self-confidence and improve their employability.



### Adventurous Journey

Young people discover a spirit of adventure and gain a deeper understanding of the environment and the great outdoors



### Gold Residential Project

Young people discover a spirit of adventure and gain a deeper understanding of the environment and the great outdoors

## The Duke of Edinburgh's International Award – Slovakia, 2023

### Young people getting active

# 7,299

young people were actively participating in Award activities in 2023.

### Delivery Partners

# 247

organisations were able to offer the Award to their young people in 2023: Including schools, universities, youth centres, NGOs, and sports clubs.

### Achieving the Award

# 2,119

young people completed an Award level in 2023.

### Young people, supported by Adults

# 1,585

adults supported young people to participate in their Awards in 2023.



### Embraces diversity

The Award is achievable by any young person who wants to challenge themselves.

## Participants from Slovakia say the following about their experience of the Award:

“The DofE has enriched my experience, I've got to know more about myself by pushing my boundaries, it's an incredibly good feeling when I'm done, I'm so proud of myself.”

**Bronze Award Holder**

“I have gained experience for life. I also learned how to work on and develop myself on a regular basis, and I met a lot of great people along the way. “

“I was able to change, especially in my own thinking. When I believe that I can do something, that goal is really achievable.”

**Silver Award Holder**

“All the qualities that I have acquired through DofE and that shape the kind of person I have become. “

**Gold Award Holder**

\*These quotes are from 441 Award participants in Slovakia who answered the 2023 Participant Satisfaction Survey.

## Adults in the Award

The Award is open to and achievable for any young person aged 14-24 regardless of their background. In order to take part in the Award, young people register as an Award participant with a local organisation, which could be their school, university, local youth group, residential youth care facility, or their correctional centre, if they are incarcerated. These organisations provide Award participants with mentoring support throughout their Award journey. In Slovakia, the adult mentors affiliated with these local organisations are **83%** volunteers.

Once a participant is registered to do their Award, they are assigned to an **Award Leader**, who is the adult mentor who understands the Award, assists participants to set and achieve challenging goals and provides advice and encouragement through their Award experience. Many Award Leaders are also teachers and report that they use a different set of skills when working with young people in the context of the Award, than when they are working with them in the classroom. They coach rather than instruct; facilitate and guide young people to make their own decisions; and encourage active reflection by Award participants on the learning that is taking place.



## Adults in the Award

Other than the Award Leader role, there are many other roles adults in the Award play to support young people in their Award journey from the beginning to completion. For example, **Award Co-ordinators** take overall responsibility for the delivery of the Award in an organisation, coordinating other adults in the Award, liaising with senior management and working with The Duke of Edinburgh's International Award – Slovakia to ensure smooth operation of the Award within their organisation aligned with the principles and standards of the Award. Another role is that of **Adventurous Journey Supervisors**, who are responsible for organising and carrying out the Adventurous Journey section with the participants and take a legal responsibility for the health and safety of groups while out on their journeys.

In 2024 a global satisfaction survey run by The Duke of Edinburgh's International Award Foundation to understand the experience of adults in delivering the Award, **94% of adults reported that they benefit from being involved in the Award.** The social value analysis of The Duke of Edinburgh's International Award – Slovakia supports this finding, illustrating how adults are benefitting from their involvement in the Award in a number of ways.



94%

of adults reported that  
they benefit from being  
involved in the Award

# Social Value of the Award: Model and Methodology



## Introduction to Social Value

**This section introduces the social value model of the Award and explains the methodology developed to measure this value.**

Definitions of social impact vary, but it generally refers to an activity's positive and negative impact and dependence on people and society (WBSCD, 2015). Social value in the Award's context refers to the value of the change created by the Award for and through its stakeholders (such as young people participating in the Award, adults involved in the delivery of the Award, and wider members of society such as businesses and governments), in monetary terms.

To measure social value, The Duke of Edinburgh's International Award Foundation worked with PriceWaterhouseCoopers UK (PwC) to develop a social value methodology for the Award. The methodology uses principles of welfare economics and economic valuation techniques, and is aligned with the principles of Social Return on Investment (SROI) (Nicholls et al., 2012). ***PwC's Total Impact Measurement and Management (TIMM) Framework*** was applied to create the methodology.

The Award's social value model and methodology was tested in Australia and Ghana in 2018 before it was officially launched in November 2018 for the use of other Award countries. Since then, 13 countries have completed the analysis, some running subsequent analyses.

- **WBSCD. (2015).** Towards a Social Capital Protocol. Geneva: WBSCD.
- **Nicolls, J., Neitzert, E., Lawlor, E., Goodspeed, T., & Cupitt, S. (2012).** Accounting for Value. London: The SROI Network.

## PwC's Total Impact Measurement and Management (TIMM) Framework

PwC's TIMM framework uses robust methodologies to quantify and value in monetary terms the impacts of activities across economic, social, environmental and fiscal dimensions. This framework can be applied at the level of a product, a project, a site or even an entire organisation. PwC's methods have been developed over the years to value social capital, natural capital and economic impacts and they build on widely accepted approaches such as the UK Government's Green Book on policy appraisal and evaluation, SROI Principles, Social and Human Capital Protocol, and economic impact assessments.

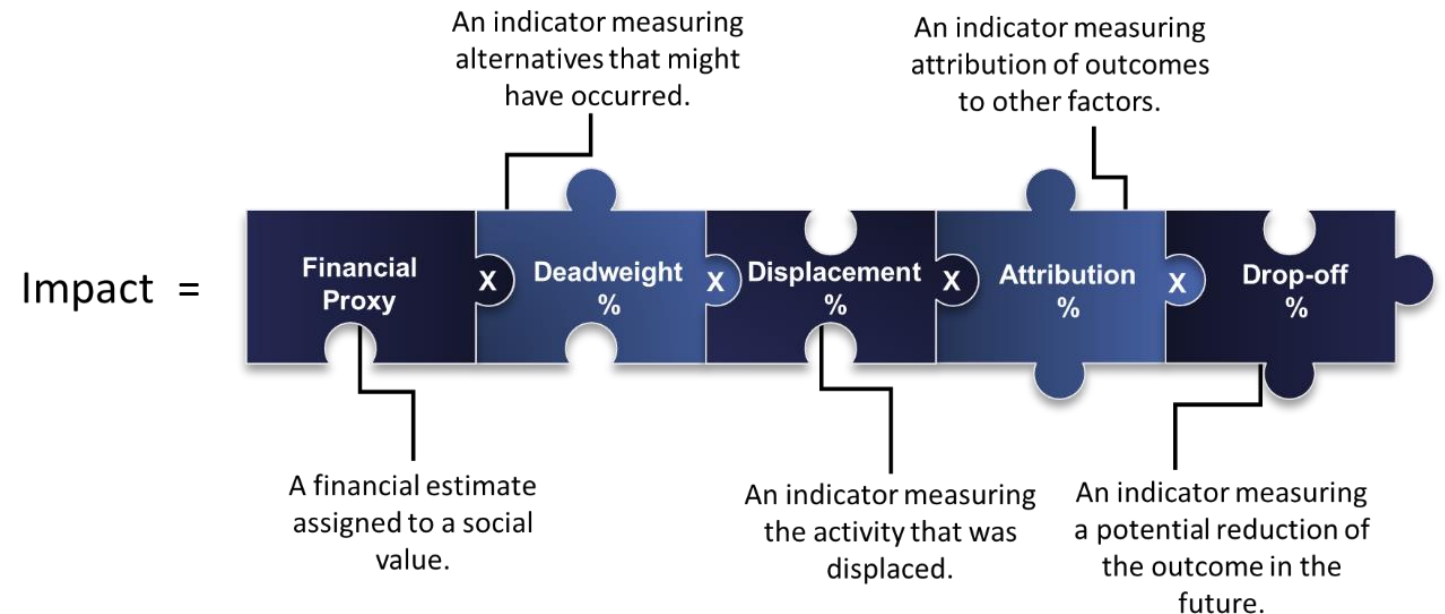
*(PricewaterhouseCoopers LLP, 2019)*



## Our Social Value Approach

Using the TIMM framework, methods for quantifying impacts and expressing them in monetary terms were developed. Attention was given to the Foundation's objectives to roll out the approach across many different countries in which it operates. This meant thinking about how methods and valuation approaches need to be adapted to suit different economic and social contexts.

Our approach followed the principles of SROI, an important part of which is 'establishing impact' by accounting for attribution, deadweight, displacement, and drop-off.



# 1. Attribution

Attribution is how much of any change is due to the Award-related activities, as opposed to other factors. In the surveys for Award Holders, they are asked questions, such as “On a scale of 0-10, how much do you feel that the Award contributed to the change in your physical activity levels?” where 0 means “The Award had no influence” and 10 means “The Award had extensive influence on the change in physical activity levels”.

The average score is used to estimate how much of the change could be attributed to their involvement in the Award; as opposed to other external influences. It is also considered how attribution decreases over time e.g. the reason someone continues to volunteer after they complete the Award may become less attributable to the Award as time passes.

## 2. Deadweight

Deadweight is described as “a measure of the amount of outcome that would have happened even if the activity had not taken place”. In the Award’s context, deadweight is the extent to which the participant/adult would have experienced an outcome anyway without participating in or delivering the Award. Like attribution, the deadweight effect is estimated through survey questions to understand what percentage of beneficiaries were doing the activity even before they started the Award.

Award Holders are asked questions such as “If you had not done the Award, what percentage of your current level of physical recreation do you think you would be doing now anyway?”. Respondents are asked to rate their answer on a scale, where 0% means “I wouldn’t be engaging in a physical recreation activity now at all, if I hadn’t done the Award” and 100% means “I would definitely be engaged in a physical recreation activity now, even if I hadn’t done the Award”, and the average of the answers are taken to give the deadweight percentage

### 3. Displacement

Displacement accounts for the possibility that “the outcome displaced other outcomes”; i.e. that participating in the activities may prevent individuals from experiencing positive impacts elsewhere or prevent others from experiencing positive impacts.

Displacement was considered for each calculation pathway. In many cases, displacement was not considered an issue because there was no evidence to suggest that beneficiaries doing an Award-related activity prevented them from doing other activities or prevent others from participating in the same activity.

## 4. Drop Off

The impact of an activity is assumed to drop off over time. For example, while the Award causes some young people to do more exercise while they are doing the Award, it is unlikely that all of these people will continue doing that increased level of exercise after they complete the Award. To calculate the drop-off for Award Holders, we tracked Award Holders' activity levels over time using a survey answered by Award Holders who completed the Award a number of years ago (1 year ago on average).

Within the calculated drop-off rate over time, we use a minimum level 'stickiness' factor of 30% is assumed based on secondary research, i.e. only 30% of those who change their habits 'stick' with this habit in future (Homer, 2015).

## 5. Double Counting

The impact pathways identified certain impacts that are common across multiple sections of the Award, which requires being mindful to avoid double counting. For example, improved mental health and wellbeing is associated with every section of the Award.

It is assumed that these impacts are additive on the basis that each section contributes a relatively small wellbeing increase and no single section of the Award takes up so much of an individual's time that their mental wellbeing is 'saturated' or reaches a peak.

## How the social value of the Award was identified

Each section of the Award is associated with different activities leading to a variety of impacts. Moreover, there are differences in the way the Award is run and availability of data across over 120 countries and territories in which the Award operates. The remit of this study meant that not all impacts in all countries could be assessed at once. As a result, a scoping process was undertaken to identify the impact areas on which to focus first.

First, impact pathways were developed for each section of the Award and for adults delivering the Award.



## The impact pathways set out the relationship between the inputs, outputs, outcomes and impacts:

### INPUTS

What resources, financial and non-financial, have been invested in order for the outputs to occur

### CORE ACTIVITY

The section of the Award which the impact pathway relates to

### OUTPUTS

The specific activities that the Award Holder undertakes as part of the Award

### OUTCOME (Short Term)

Changes for the Award Holder in terms of learning, awareness, feelings, or actions

### OUTCOME (Long Term)

Changes for the Award Holder in terms of long-term habits, condition or status

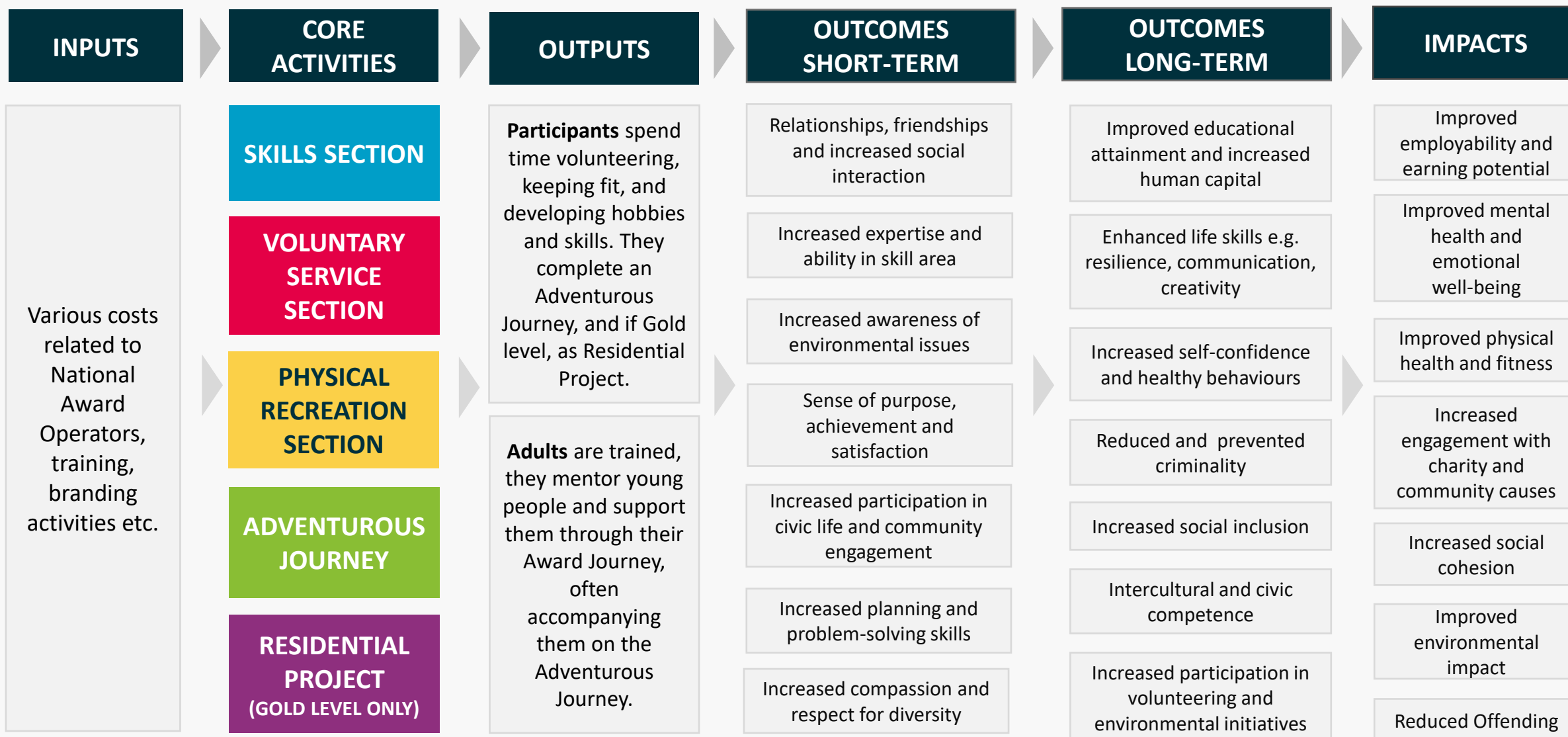
### IMPACT

Changes for wider society resulting from long-term outcomes for the Award Holders

On the following page we display the overarching impact journey of the Award. It summarises the overall outcomes and impacts of the Award for participants and adults. There were 6 more impact pathways developed for the purposes of social value evaluation; one for each section of the Award and an impact pathway for the impact journey of the Award for adults.







## How the social value of The Duke of Edinburgh's International Award – Slovakia was identified

The social value methodology that is used in this analysis has been developed in partnership with PriceWaterhouseCoopers UK (PwC) since 2018. The methodology uses principles of welfare economics and economic valuation techniques and is aligned with the principles of Social Return on Investment (SROI) (Nicholls et al., 2012).

***PwC's Total Impact Measurement and Management (TIMM) Framework*** was applied to create the methodology. More details about the social value model and the core methodology can be found in Appendix 1. The areas of impact that form the basis for the valuations in this report are the following:

\*The valuation of the 'improved employability and earning potential' impact area only precludes present value for Adults in the Award through 'increased earnings of Adults associated with delivering the Award' and future value for Award Holders through 'increased earnings of Award Holders from increased physical activity'.



**Improved employability and earning potential\***



**Improved physical health and fitness**



**Improved mental health and emotional wellbeing**



**Increased engagement with charitable and community causes**



**Increased social cohesion**

## Key Stakeholder Groups

Social value is the value of change that stakeholders of the Award experience due to the Award. For the purposes of this analysis and valuation, the following three key stakeholder groups were identified who potentially benefit from the activities related to the Award:

### Award Holders

Young people who have completed any Award level(/s) (Bronze, Silver, Gold). Young people take part in the Award through an Award Operator and follow a set of activities of their choice, based on the operational principles of the Award framework.

### Adults in the Award

Individuals who have been trained by The Duke of Edinburgh's International Award – Slovakia to support the delivery of the Award within their school or organisation; as Award Leaders who mentor Award participants throughout their Award programme or Activity Coaches and Assessors who conduct specific training for participants in any section of the Award. The involvement of such adults can be on a voluntary basis, or it can be a part of their job.

### Society

There is also the wider community that benefits from the Award-related activities undertaken by Award participants and adults in the Award, in terms of contributions to the economy and through volunteering.

## Measuring the present and future social value of The Duke of Edinburgh's International Award Slovakia

Within this research we calculate the present value, and the future value, for Award Holders who completed their Award during the 2023 calendar year (between January 1<sup>st</sup>, 2023 – December 31<sup>st</sup>, 2023).

Any young person who participates in the Award, even if they do not complete an Award level, may benefit from their participation in Award-related activities. However, for simplicity and accuracy, within this research we limit our social value measurements to include only those who complete the Award; 'Award Holders'.

Within this report however, there are some descriptions in which we describe Award Holders as 'Award participants.' To clarify, during data collection for this research we ran a research survey with Award participants in Slovakia, to gather data to represent the experiences of young people who took part in the Award (data collection was conducted between June – October 2023).

## Measuring the present and future social value of The Duke of Edinburgh's International Award – Slovakia

We also ran a survey with Award Holders who are no longer participating in the Award, to track behaviour changes in Award Holders over time after they complete their Award. To make this distinction clear, when referring to the data collection and results of the surveys we refer to 'Award participants' data (data representing the experiences of young people who took part in The Duke of Edinburgh's International Award – Slovakia and completed their Award during the analysis year) and 'Award Holders' data (data representing the experiences of Award Holders who are no longer taking part in the Award).

Although we refer to 'Award participants' and 'Award Holders' in the context of data collection and analysis, this research calculates the present and future value for the 2,119 young people who completed their Award in Slovakia, during the 2023 analysis year.

## How the social value of the Award was measured and valued

To calculate the value of the five impacts, methodologies were developed in accordance to and with guidance from Social Value UK, HMT Green Book, and HMT Magenta Book.

The data needs for the calculations were identified. The sources of data used in the calculations can be classified in three groups:

See Appendix 1 for information about how the surveys were run and an overview of the number and demographic distribution of survey respondents. The following number of responses were analysed from the surveys:

- Award participant responses (n=149) represented 7% of Awards gained in Slovakia during 2023 (2,119), which is a representative sample size at 95% confidence with an 8% margin of error. This is not ideal for our standard of 95% confidence and 5% margin of error.
- Adult responses (n=185) represent 12% of adults that supported the Award during 2023. (1,585 adults) which is a representative sample size at 95% confidence with a 7% margin of error. This is not ideal for our standard of 95% confidence and 5% margin of error.
- Award Holder responses (n=142). This is a relatively strong sample size. These responses were used to determine activity drop-off for future social value calculations.

### Data provided by The Duke of Edinburgh's International Award – Slovakia:

Participation and Award delivery related data, pertaining to 2023. This includes for example the number of young people who completed Bronze, Silver or Gold Awards, and the number of Adults who supported Award delivery.

### Survey data from Award Participants, Award Holders, and adults in the Award:

Surveys were designed to strengthen the understanding of the outcomes experienced by beneficiaries (e.g. how often they volunteer or do physical exercise), how much of this would have happened anyway (deadweight), and the extent to which the impact is due to the Award (attribution).<sup>1</sup>

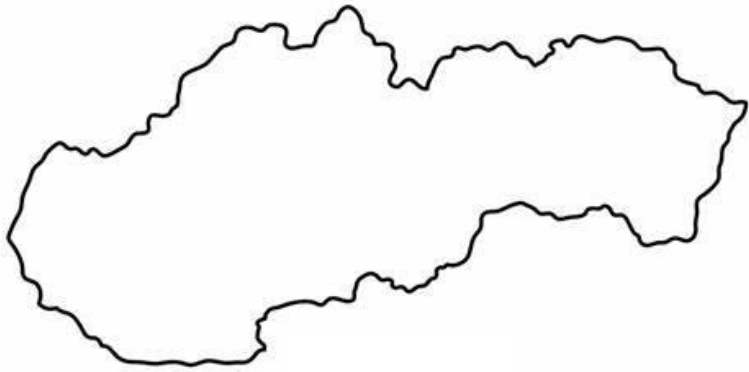
### Secondary data:

Where the Award in Slovakia or the surveys were unable to provide sufficient data, relevant data was identified from secondary research. This includes proxy values that drive estimations to express impacts in monetary terms.

# THE DUKE OF EDINBURGH'S INTERNATIONAL AWARD SLOVAKIA 2023 SOCIAL VALUE ANALYSIS



# The Duke of Edinburgh's International Award – Slovakia in 2023



## 2,119

Young people  
completed an Award

## 1,585

adults  
supported the Award

## € 6.28 : € 1

SROI of The Duke of Edinburgh's International Award – Slovakia<sup>1</sup>

## € 8.7 million

Social value created by The Duke of Edinburgh's International Award through the Awards gained in 2023

Future value created by The  
Duke of Edinburgh's  
International Award –  
Slovakia in 2023

€ 21.6 million

The average social value of a participant  
completing their Award in Slovakia in  
2023:

**Bronze:** € 2,800

**Silver:** € 3,500

**Gold:** € 5,300

<sup>1</sup> Based on the social value analysis of the Award in Slovakia in 2023, we estimate that for every € 1 that was invested in the Award, € 6.28 in social value was generated.

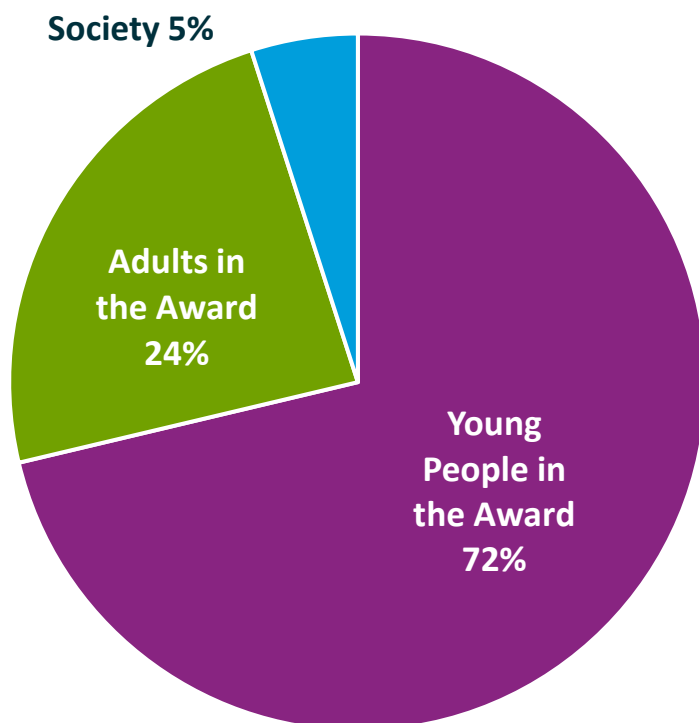
The SROI for 2023 is based on an annual cost of Award delivery and participation (€ 1,326,930) and the social value created in 2023 only (€ 8.3 million). As the average time to complete the Bronze, Silver and Gold Award level is 0.9, 1.1, and 1.8 years respectively, the value created in 2023 only is lower than the total value created through all Awards gained in 2023 (€ 8.7 million).

A more detailed explanation of how this social value breaks down across the different impact areas is provided on page 56.

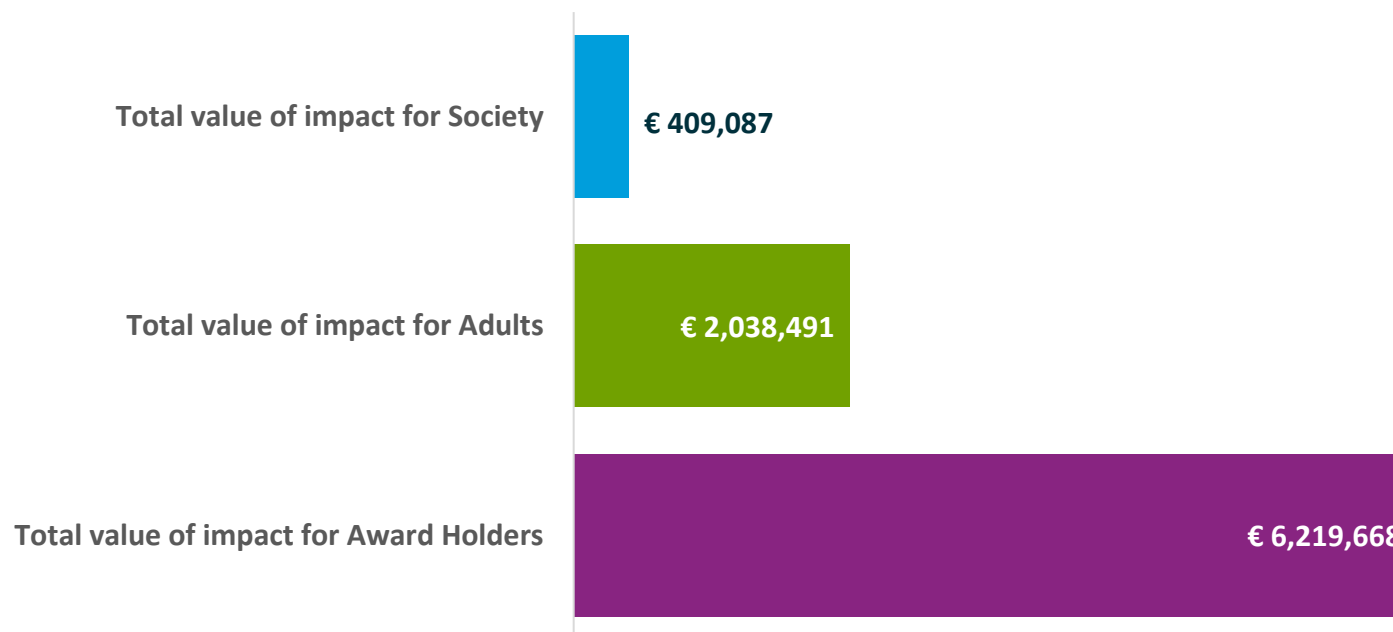


## Results by key stakeholders - Overview

The distribution of total social value created through the Awards gained in 2023 across three key stakeholder groups is as follows:



### Social Value of the Award through the Awards Gained in 2023

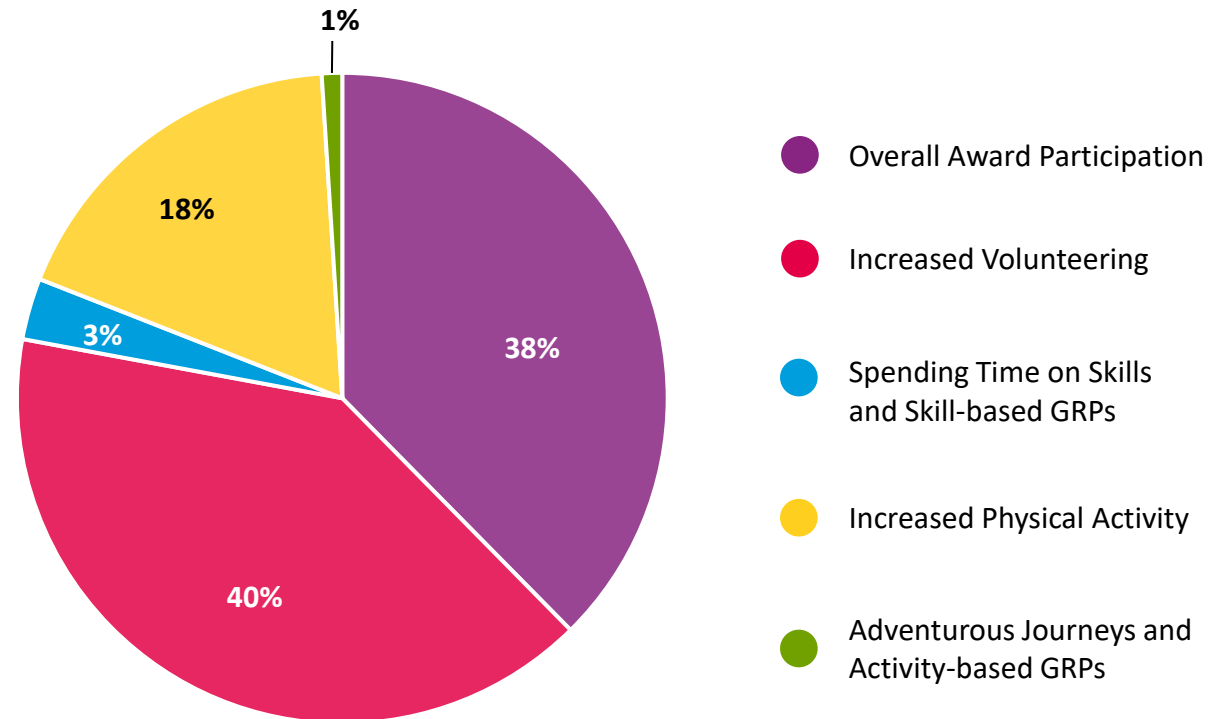


## Results by key stakeholders – Young people overview


**2,119 young people** completed an Award in 2023

Through their participation in The Duke of Edinburgh's International Award a total of **€ 6.2 million** social value for young people was generated.

**38%** of this social value is linked to overall Award participation and **40%** is linked to increased volunteering. The breakdown of the total value into the elements of social value calculations for young people is as follows.



## Results by key stakeholders – Young people overview



**€ 2,340,000**

of wellbeing benefits  
from increased  
confidence, social  
inclusion, and agency,  
and relief from  
depression/anxiety



**€ 1,121,000**

of wellbeing benefits  
from increased  
physical activity



**€ 190,000**

of wellbeing benefits  
from spending time on  
skills and Personal  
Development/Training  
Course Gold  
Residential Projects



**€ 2,506,000**

of wellbeing benefits  
from increased  
volunteering



**€ 63,000**

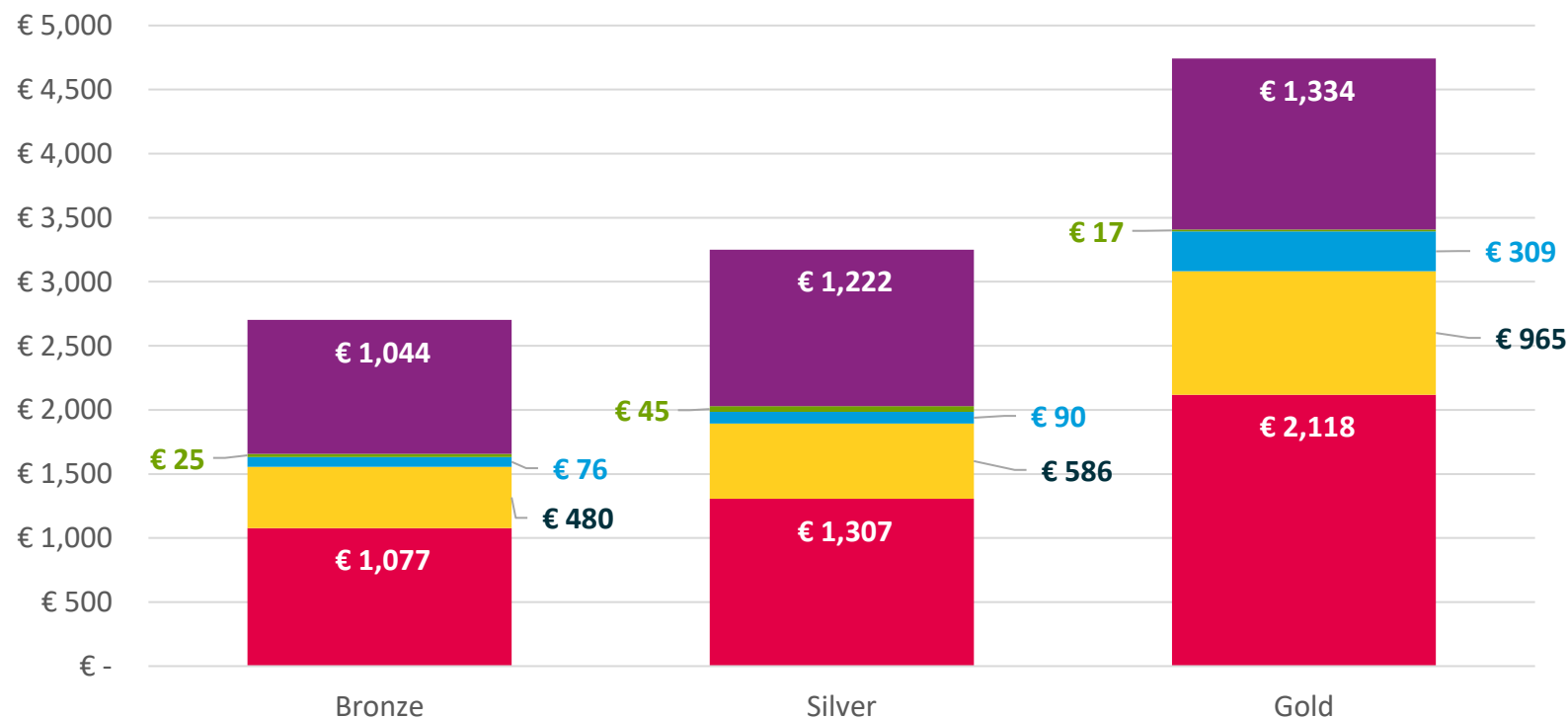
of physical health  
benefits due to the  
Adventurous Journey  
and Activity Based  
Gold Residential  
Projects

## Results by key stakeholders - Award Holders

### *Value to each Award Holder while completing The Duke of Edinburgh's International Award – Slovakia*

The results in this section reflect the value that will be experienced by a young person over their entire Award; on average € 2,900 per Award Holder.

Social Value for Award Holders in 2023, per person, split by Award level



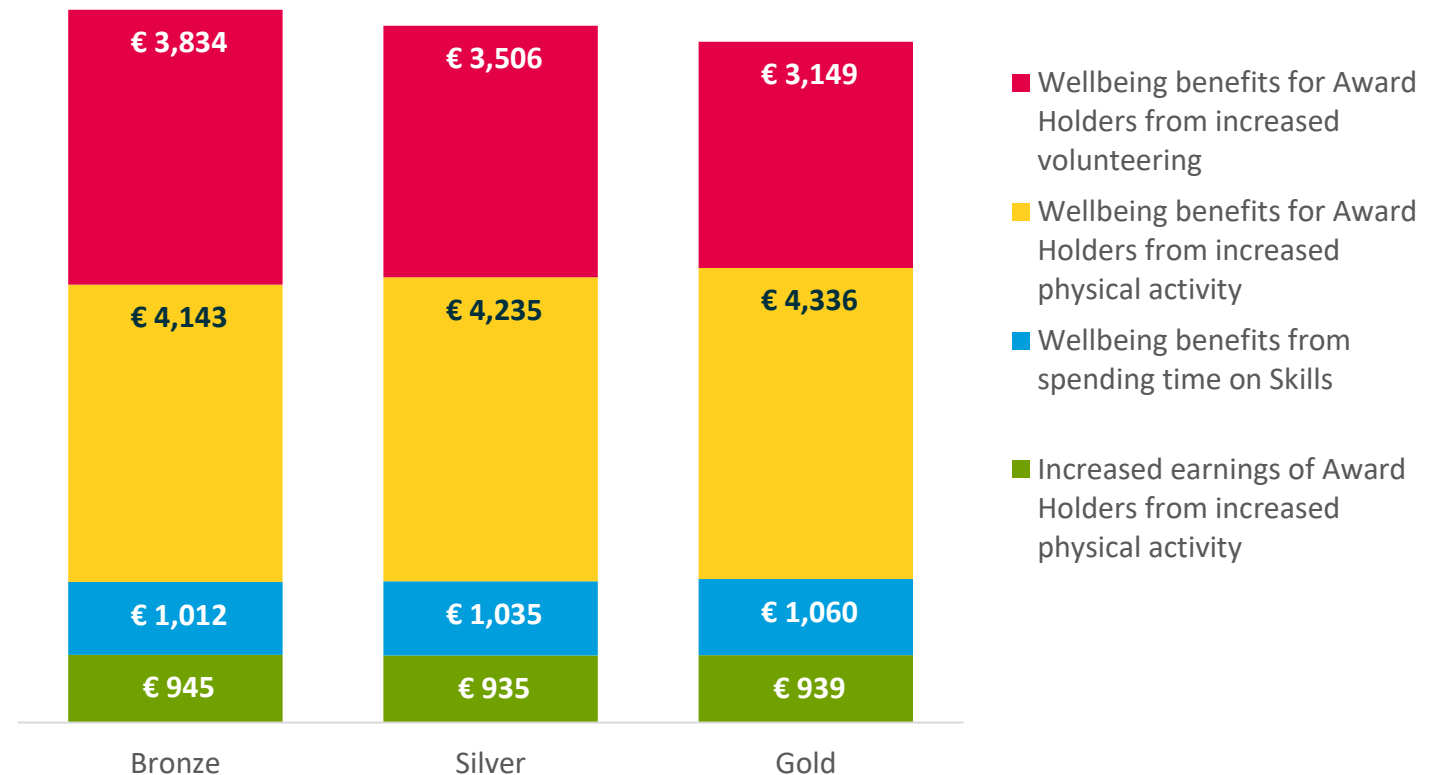
- Wellbeing benefits for Award Holders from increased confidence, social inclusion, and agency as well as relief from anxiety/depression
- Physical health benefits for Award Holders due to the Adventurous Journey and Activity Based GRPs
- Wellbeing benefits for Award Holders from spending time on Skills and Personal Development/Training Course GRPs
- Wellbeing benefits for Award Holders from increased physical activity
- Wellbeing benefits for Award Holders from increased volunteering

## Results by key stakeholders - Award Holder, future value

### *Value to Award Holder after completing The Duke of Edinburgh's International Award – Slovakia*

Taking into consideration future social value after completing the Award as a result of continued volunteering, physical recreation and regular practice of a skill into the future, it is estimated that there are additional future benefits for those who completed their Award in 2023, amounting to **€ 9,900** per Award Holder on average. This future value is calculated from the average age of Award completion until retirement or sedentary age (63 and 70 respectively).

### Future Social Value for Award Holders, per person, split by Award level



## Results by key stakeholders Award Holders – present versus future value

### Present Value Per Young Person

The average value experienced by a young person in Slovakia, throughout completing their Award, for those who completed a level in 2023 is estimated at **€ 2,700**, **€ 3,300** and **€ 4,700** for Bronze, Silver and Gold Award Holders respectively. These values take into account the average length of completion in Slovakia, which is 0.9 years, 1.1 years, and 1.8 years for Bronze, Silver, and Gold Awards respectively.

In addition to the value gained by Award participants, there is also value generated through their volunteering, **€ 200** on average.



**€ 2,700**



**€ 3,300**



**€ 4,700**

## Results by key stakeholders Award Holders – present versus future value

### Future Value Per Young Person

There are also benefits for Award Holders after they complete their Award as a result of continued volunteering, physical recreation and regular practice of a skill into the future. Average future benefits for Award Holders are **€ 9,900**, **€ 9,700**, and **€ 9,500** per Bronze, Silver and Gold Award Holder respectively.

These benefits are experienced starting when they complete their Award until retirement or sedentary age (63 and 70 years old respectively). Society also benefits through the value of future volunteer hours; an average of **€ 300** per Award Holder and shown below by Award level on average.



**€ 285**



**€ 430**



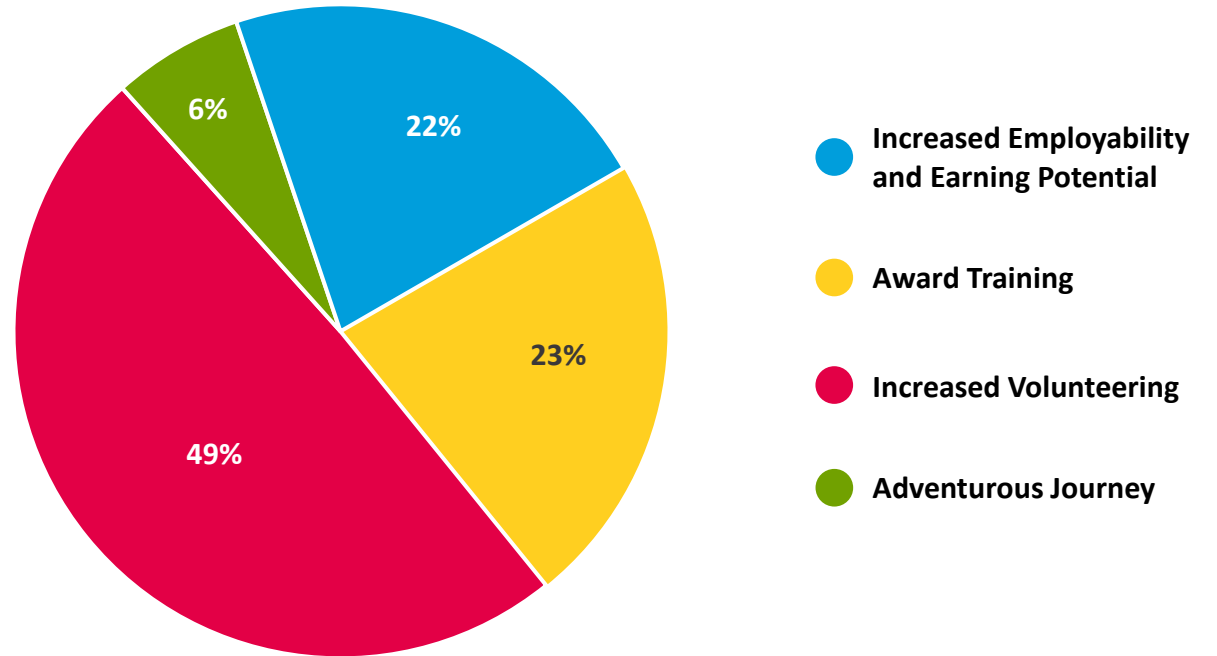
**€ 570**

## Results by key stakeholders – Adults in the Award

**1,585 adults** supported the delivery of the Award regularly\* and **808 adults** received Award training in 2023

**Through their involvement in the Award a total of € 2,039,000 in social value was generated.**

49% of this social value can be linked to the wellbeing benefits of increased volunteering. The breakdown of this value with the elements of social value calculations for Adults in the Award is as follows.





## Results by key stakeholders – Adults in the Award

€ 445,000

of increased employability and earning potential

€ 132,000

of physical health benefits due to the Adventurous Journey

€ 1,003,000

of wellbeing benefits from increased volunteering

€ 459,000

of wellbeing benefits from receiving Award training

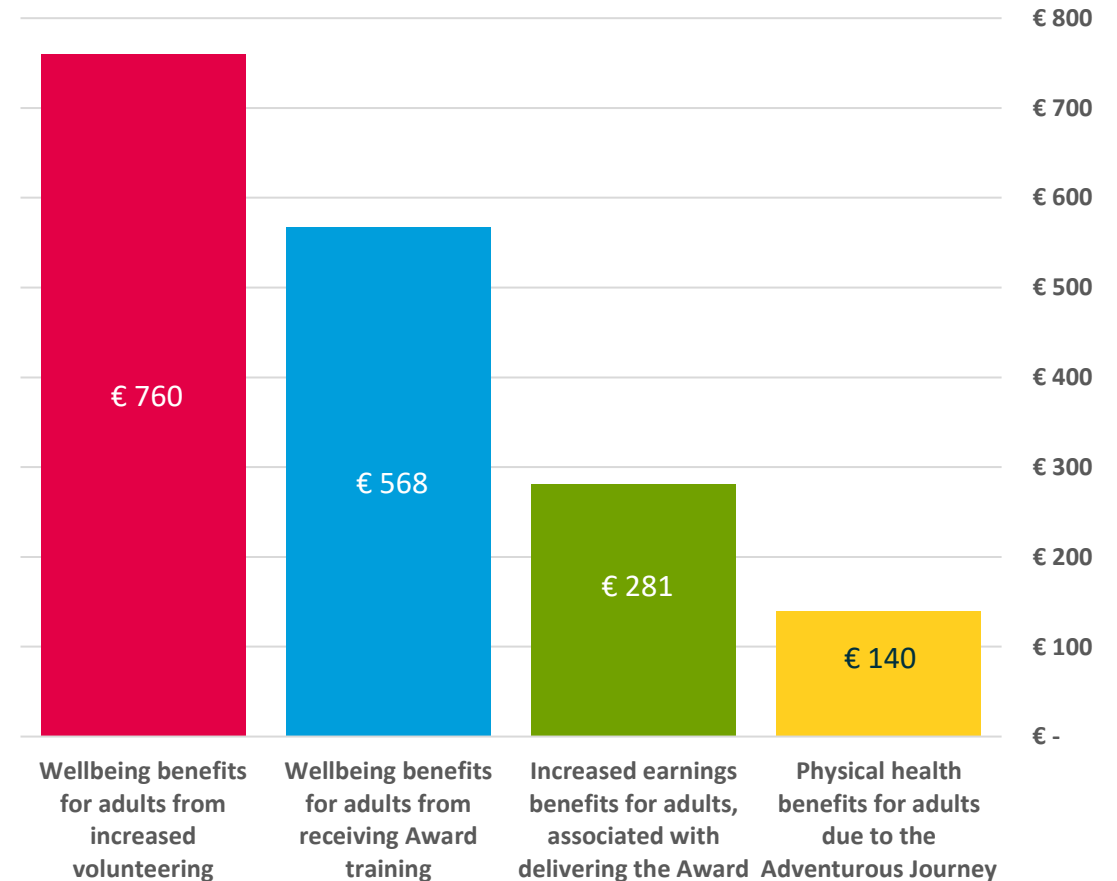
## Results by key stakeholders – Adults in the Award, per adult

### Social value generated per adult is up to € 1,750

There is a significant amount of value created for Adults in Slovakia who support the delivery of the Award in a variety of ways. In particular:

- All adults who support the delivery of the Award must complete online training modules, in which they learn and develop skills in mentoring young people, organising group activities and trips (such as the Adventurous Journey). The knowledge and skill they gain are often transferable for their work, from our research survey we found that 82% of adults felt the Award training they completed, gave them additional skills for work.
- Adults who volunteer with the Award experience wellbeing as a result of their engagement (31% of adults were not already volunteering before the Award).
- Those adults who attend Adventurous Journeys (59% of adults surveyed) benefit from the physical health benefits.

Social Value for Adults in the Award, per person



## Results by key stakeholders – Society

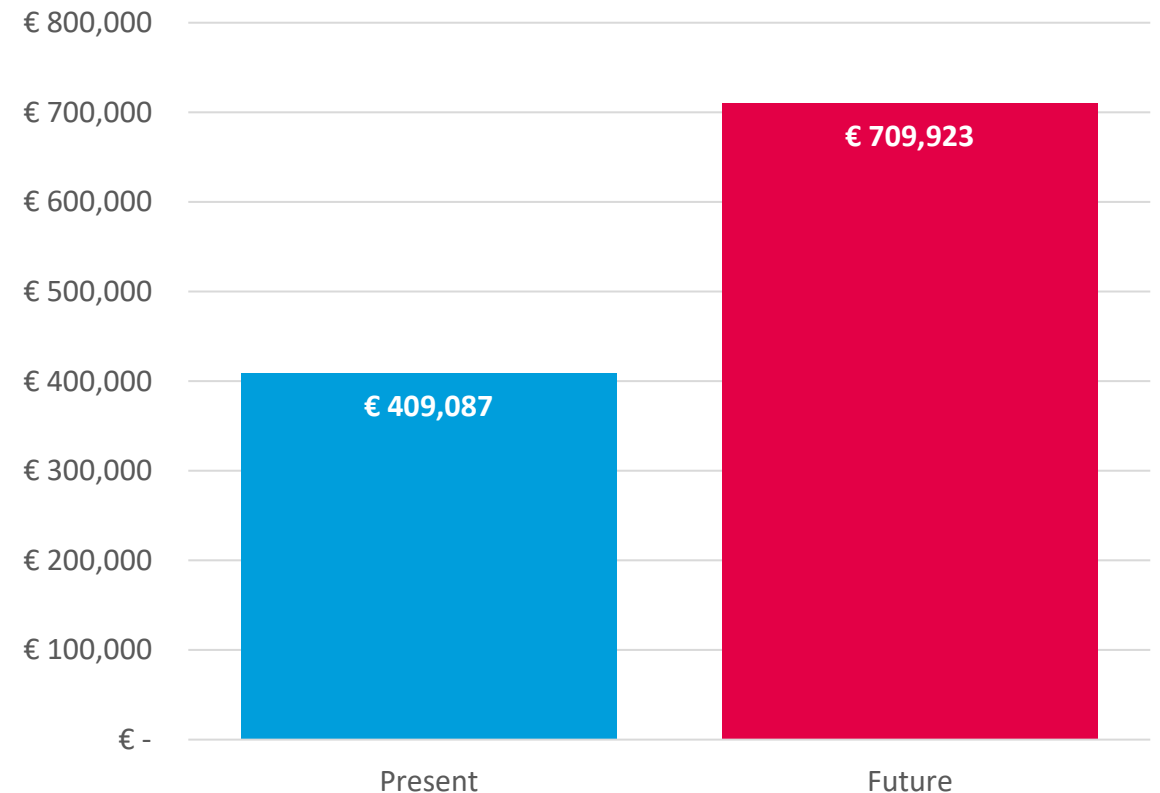
Through Award Holders' volunteering for local charitable and community causes completed due to the Awards gained in 2023, **€ 409,000** social value was generated for society.

Present value created for local charitable and community causes through Award Holders' volunteering due to the Awards gained in 2023, versus future value due to Award Holder's ongoing engagement in volunteering throughout their lifetime, following the completion of their Award:



**125,000+** participant volunteer hours through Awards gained in 2023

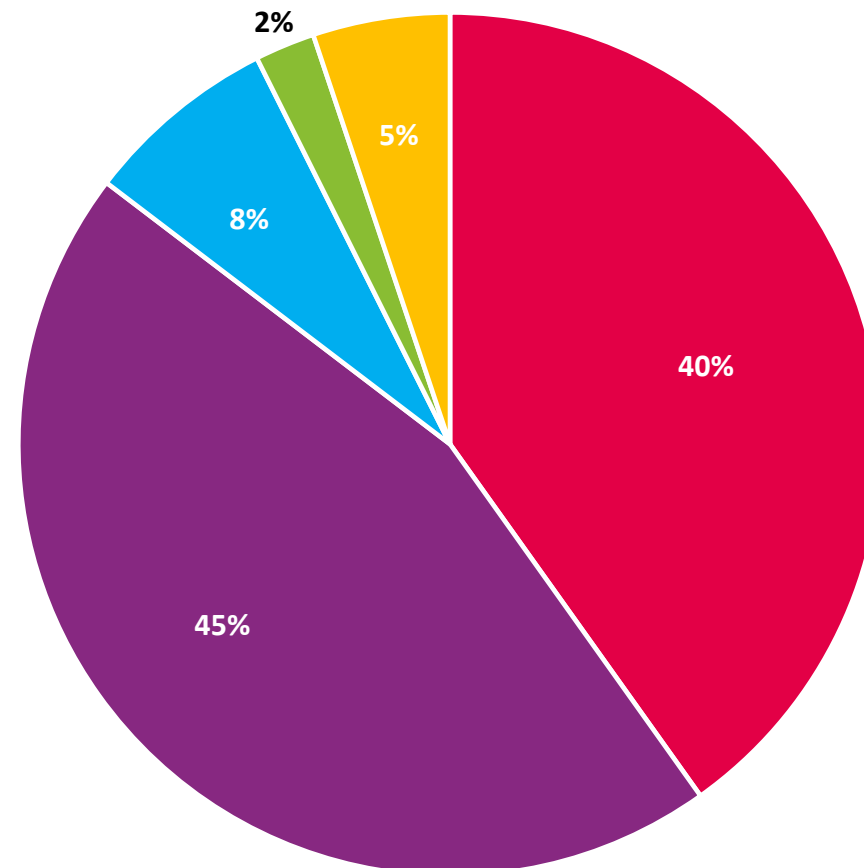
Value of Award participants' volunteer hours



## Results by impact – Overview of Present Social Value

The area of impact where the highest social value was created was Charitable and Community Causes

- Mental Health and Emotional Wellbeing
- Charitable and Community Causes
- Social Cohesion
- Physical Health and Fitness
- Employability and Earning Potential



## Results by impact – Overview of Present Social Value



**€ 3,480,000**

Social value of improved mental health and emotional wellbeing



**€ 3,918,000**

Social value of support to charitable and community causes



**€ 629,000**

Social value of improved social cohesion



**€ 445,000**

Social value of improved employability and earning potential



**€ 195,000**

Social value of improved physical health and fitness

## Results by impact: Social Value of Improved Mental Health and Emotional Wellbeing

**Total social value of improved mental health and wellbeing is € 3,480,000**

The young people who take part, and the adults who support the delivery of the Award interact with others, gain self-confidence, develop life skills, and experience a sense of purpose and satisfaction resulting in improved mental health and emotional wellbeing.

We estimated the social value created through the Awards gained in 2023 in this area of impact through the following:

Wellbeing benefits for Award Holders from increased physical activity\* = **€ 1,121,000**

Wellbeing benefits for Award Holders from spending time on skills = **€ 175,000**

Wellbeing benefits for adults from receiving Award training = **€ 459,000**

Wellbeing benefits for Award Holders from increased confidence = **€ 450,000**

Wellbeing benefits for Award Holders from relief from depression/anxiety = **€ 437,000**

Wellbeing benefits for Award Holders from increased agency = **€ 825,000**

Wellbeing benefits for Gold Participants from Vocational Training Course Gold Residential Projects = **€ 15,000**

*\*The wellbeing value of physical health is based on values from the HACT Social Value Bank of regular exercise. This value considers the health effect as part of the direct impact on wellbeing because the benefit itself was primarily through a health mechanism. We have therefore not included a separate impact of Physical Recreation on physical health to avoid double-counting with the wellbeing benefit.*

*\*values are rounded*

## Results by impact: Future Social Value of Improved Mental Health and Emotional Wellbeing

### Total social value of improved mental health and wellbeing after completing the Award is **€ 11,011,000**

The young people who take part in the Award are likely to continue with physical activities and skills after they complete their Award resulting in improved mental health and emotional wellbeing benefits throughout the rest of their life.

We estimated the social value created through the Awards gained in 2023 in this area of impact through the following:

- Wellbeing benefits for Award Holders from increased physical activity after the Award = **€ 8,848,000**
- Wellbeing benefits for Award Holders from spending time on skills after the Award = **€ 2,162,000**

### Social value after completing the Award

There were no future benefits estimated for measures of Wellbeing benefits for Award Holders from increased confidence; Wellbeing benefits for Award Holders from relief from depression/anxiety; Wellbeing benefits for Award Holders from increased agency and Wellbeing benefits for Gold Participants from Vocational Training Course Gold Residential Projects because there is currently a lack of quantitative evidence that these wellbeing impacts will continue into the future.

## Results by impact: Social Value of Increased Engagement with Charitable and Community Causes

**Total social value of increased engagement with charitable and community causes is € 3,918,000.** Young people participate in various forms of voluntary and community activities for the Voluntary Service section of the Award, and therefore become more actively engaged with charitable and community causes. The survey showed that, on average, 30% of Award participants were already regularly engaging in volunteering activities before the Award, however, 71% of participants intend to continue with their regular volunteering after completing the Award. Adults who volunteer to help deliver the Award also experience wellbeing as a result of their engagement. We estimated values for three key measures for increased engagement with charitable and community causes created through the 2,119 Awards gained in 2023:

- Wellbeing\* benefits for Award Holders from increased volunteering = **€ 2,506,000**
- Value of participant volunteer hours\*\* = **€ 409,000**
- Wellbeing benefits for adults from increased volunteering = **€ 1,003,000**

### Social value after completing the Award

Our results estimate that for young people who gained an Award in 2023, the wellbeing benefits they experience from increased volunteering over their lifetime, and the value for society of Award Holders' volunteer hours over their lifetime, are calculated at **€ 7.9 million** and **€ 0.7 million**, respectively.

\* The wellbeing improvements reflect increases in stakeholders' life satisfaction as a result of, for example, participating in regular volunteering and in frequent exercise. In this study, wellbeing improvements were valued using relevant social impact values from HACT's Community investment and homelessness values from the Social Value Bank (available at [www.socialvaluebank.org](http://www.socialvaluebank.org))

\*\* Includes the value of volunteer hours for Voluntary Service Gold Residential Projects.



## Results by impact: Social Value of Improved Social Cohesion

### Total social value of improved social cohesion through Awards gained in 2023 is:

€ 629,000

Through participating in the Award, young people are likely to engage more in their community through making friends, participating in voluntary service (as well as other Award activities). From the survey results, 69% of participants feel belonging to their community since starting the Award compared to only 47% feeling belonging to their community before the Award.

- Wellbeing for Award Holders who participate in the Award = € 629,000

### Social value after completing the Award

---

There were no future benefits estimated for these measures because there is currently a lack of quantitative evidence that participating in the Award would provide future social cohesion benefits.

## Results by impact: Social Value of Improved Employability and Earning Potential

**Total social value of improved employability and earning potential through Awards gained in 2023 is: € 445,000**

Adults involved in the Award may benefit from increased earnings through being employed for Award duties or through skills gained while a volunteer.

- Increased earnings of volunteers, attributed to their involvement in delivering the Award = **€ 445,000**

### Social value after completing the Award

The young people who take part in the Award have opportunities to develop key life skills, these include leadership, creativity, entrepreneurship and determination, specific technical skills, as well as relationships and self-confidence. In the long term, this leads to improvements in their employability and earning potential.

Multiple sections potentially contribute to this impact, which means there was a risk of double-counting as earnings are more likely to be capped/limited by external factors. To avoid over-claiming, our focus was on the increase in earnings potential only on the influence of Physical Recreation. The evidence in the literature was strongest for the relationship between physical recreation and earnings than for the Award other sections.

We have estimated the future benefit of increased earnings for Award Holders who completed an Award in 2023 year from physical activity at **€ 1,997,000**

## Results by impact: Social Value of Improved Physical Health and Fitness

### Total social value of improved physical health and fitness through Awards gained in 2023 is € 195,000

Through the Physical Recreation and Adventurous Journey sections of the Award, young people become more exposed to physical activities (if they aren't already) and gives them a chance to get out of their comfort zone and challenge themselves physically and mentally to complete a demanding journey with their peers. Supporting the delivery of the Adventurous Journey section, requires physical activity from Adventurous Journey Supervisors and Assessors, so creates physical health benefits for the adults as well. These impacts can also be measured for Gold Award participants who complete an Activity Based Gold Residential Project.

The social value attributed to improved physical health and fitness is therefore estimated through the following measures, which are linked to the Adventurous Journey and Gold Residential Project sections:

- Physical health\* benefits for Award Holders due to the Adventurous Journey = € 63,000
- Physical health benefits for adults due to the Adventurous Journey = € 132,000
- Physical health benefits for Gold Participants from Activity Based Gold Residential Projects = € 200

### Social value after completing the Award

There were no future benefits estimated for these measures because there is currently a lack of quantitative evidence that participating in Adventurous Journey-type activities as a young person makes them more likely to pursue similar activities in future.

*\*The physical health benefits potentially include some element of improved mental wellbeing, so we have not separately estimated additional value associated with the wellbeing benefit of the Adventurous Journey.*

## Total Results Across Core Award Section Impact Pathways - Present

Impact Pathway	Social Value	% Social Value
Wellbeing benefits for Award Holders from increased volunteering	€ 2,506,100	29%
Wellbeing benefits for Award Holders from increased physical activity	€ 1,120,600	13%
Wellbeing benefits for adults from increased volunteering	€ 1,002,900	12%
Wellbeing of participants from increased agency	€ 824,600	10%
Wellbeing of participants from increased social inclusion	€ 629,300	7%
Wellbeing benefits for adults from receiving Award training	€ 458,600	5%
Wellbeing of participants from increased confidence	€ 449,500	5%
Increased earnings benefits for adults, associated with delivering the Award	€ 445,100	5%
Wellbeing of participants from relief from depression / anxiety	€ 436,500	5%
Value of participant volunteer hours	€ 407,200	5%
Wellbeing benefits for Award Holders from spending time on Skills	€ 175,000	2%
Physical health benefits for adults due to the Adventurous Journey	€ 131,900	2%
Physical health benefits for Award Holders due to the Adventurous Journey	€ 62,800	1%
Increased wellbeing of Gold Participants from Vocational Training Course Gold Residential Projects	€ 15,000	0%
Value of Participant's Gold Residential Project Volunteer Hours	€1,900	0%
Physical health benefits for Award Holders due to Activity Based Gold Residential Projects	€ 200	0%

A large portion of the social value created through the Awards gained in Slovakia in 2023 was due to Wellbeing benefits for Award Holders from increased volunteering (€2,506,100). Wellbeing benefits for Award Holders from increased physical activity (€ 1,120,600 ).

## Results by impact - A note on Future Social Value

**Future social value, created through the Awards gained in Slovakia in 2023, is estimated at € 21.6 million**

The rationale behind future social value is that the Award creates certain habits / behaviours that may continue throughout someone's life. The survey we conducted with Award Holders (who completed their Awards on average 1 year ago), supported this rationale. The following chart shows the percentages of attribution of activities to the Award that form the basis for the calculation of social value attributable to the Award after a young person completes their Award in 2023 (i.e., over the rest of their lifetime).

We have taken into account drop-off, attribution and deadweight in our future value calculations.




For **drop-off**, we use the data from our Award Holder survey to model the ongoing, steady decrease in Holder's regular engagement these activities, following completion of the Award.

For **attribution**, we use the rate with which Award participants attribute any increase in their activity levels, to the Award (see table 'Participant's Attribution Percentages' on next page), discounting the attribution rate by 5% year on year following their completion of the Award.

For **deadweight**, we use Award Participants' activity levels before they began the Award.

## Results by impact - A note on Future Social Value

### Award Participants' Attribution Percentages *(what percent of the increase in their activity levels are due to the Award)*

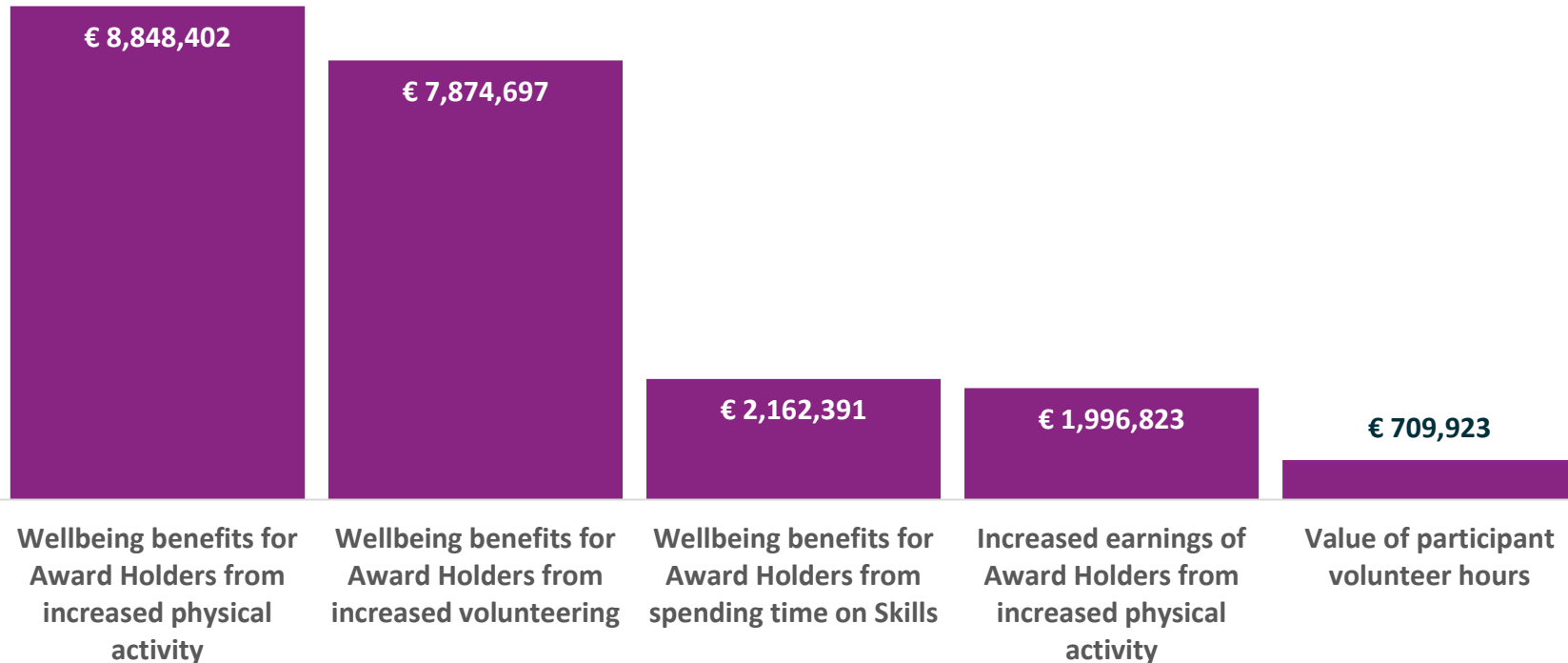
	VOLUNTEERING	PHYSICAL ACTIVITY	SKILLS PRACTICE
	71%	58%	63%
	80%	52%	53%
	82%	57%	71%

However, even when accounting for drop-off, attribution and deadweight, these values are more uncertain than the social value calculations we have made for the value of the Award in 2023, because they involve predicting Award Holders' behaviour into the future, which is inherently uncertain. The future value estimations here provide an insight into the ongoing social value of the Award for and through those who have completed their Award in 2023.

## Total Results Across All Impact Pathways - Future

The following impacts constitute the total future social value through Award Holders who completed their Award in Slovakia in 2023:

### Future Social Value



Many adults will continue volunteering with the Award following their involvement in 2023, and many adults who stop volunteering with the Award will continue to volunteer for other charitable and community causes, due to their involvement in the Award in 2023. This means there will be some future social value created by Award's adult volunteers in 2023. However, we have not calculated this future value for Adults, due to a lack of data on adults continuation of volunteering activities in future years.

## Total Results Across All Impact Pathways - Future

Based on the social value analysis of The Duke of Edinburgh's International Award – Slovakia in 2023, we estimate that for every € 1 that was invested in the Award, € 6.28 in social value was generated; this is the Social Return on Investment (SROI). The SROI calculation compares two types of value:

- 1. The social value of the impacts on those affected by the Award:** As calculated within this social value analysis and presented in the previous section.
- 2. The 'cash' amount to deliver the Award:** This includes costs incurred by the National Award Operator, the Award Centres, as well as costs incurred by the Award Holders themselves such as registration costs and costs incurred in undertaking Skills, Physical Recreation, Voluntary Service, Adventurous Journey and the Gold Residential Projects. We only took into account Award Holders' costs that were directly attributable to the Award (i.e., we didn't include costs that they would have incurred even if they were not doing the Award). We calculate the costs of taking part in an Award level for a maximum of 12 months for Award Holders if the average completion time for a level is more than a year. See Appendix 2 for more information on the costs.

# € 6.28 : € 1

**SROI of The Duke of Edinburgh's International Award  
Slovakia**

**Total social value created in 2023:  
€ 8.3 million**

**Total cost in 2023:  
€ 1.3 million**

In the SROI calculation, we only include costs incurred and value created during one year (January 1<sup>st</sup>, 2023 – December 31<sup>st</sup>, 2023). The value created is based on participants who gained an Award in 2023, the adults who supported them, and the value created through their involvement in 2023 only (i.e., it does not include the social value generated by Award participants' involvement in 2022). The social value used does not capture value created for young people who participated in the Award for the entire year but did not complete an Award, so actual value created (and therefore the corresponding SROI ratio) could be greater for Award Holders (who take on average 0.9, 1.1 and 1.8 years to complete their Bronze, Silver and Gold Awards respectively).

We also note that, while we have estimated the value that participants would receive in future years, we have not included future values in the SROI as we do not have an estimate of future costs that would be incurred.



# Conclusion



## Limitations of the research

This research gives an estimation of the social value of The Duke of Edinburgh's International Award – Slovakia in 2023, and in the future, based on the data available at the time of writing, for making social value estimations. As with any research, there are some limitations to the methodology and generalisability of the research results. For good practice, these limitations are summarised on the following pages.

# 1. Representativeness of the social value survey samples:

## *Award participants survey: responses collected in 2023*

Survey responses from the Award participants (n=149) were representative of the total Awards gained (2,119) in Slovakia during 2023 with a 95% confidence level and 8% margin of error, representing **7%** of Award Holders from 2023. The gender split of Award Holders in Slovakia in 2023 was 30% male, 69% female and 2% prefer to self-describe. For survey responses, female respondents were very slightly under-represented, and individuals who prefer to self-describe or not to disclose are slightly over-represented in comparison: 25% male, 72% female and 3% prefer to self-describe or to not disclose.

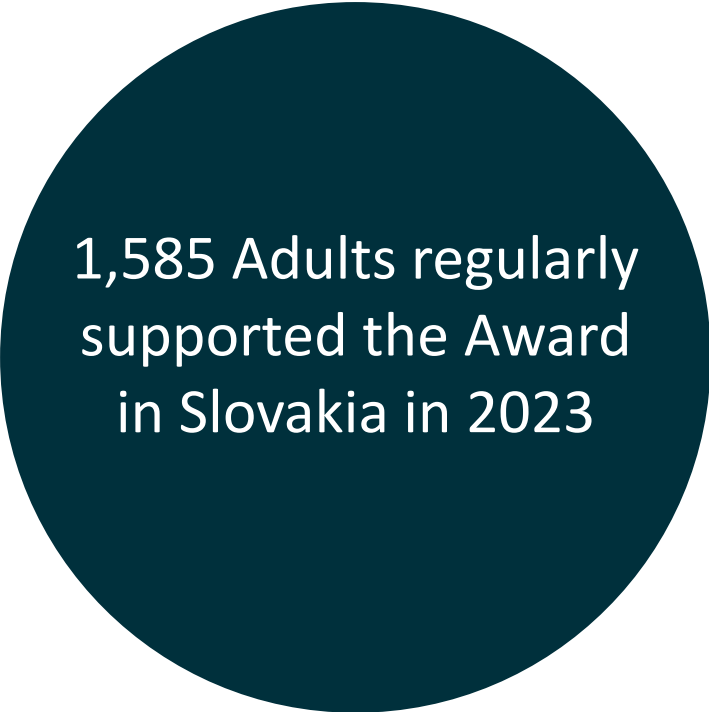
Further research into the demographic distribution of participant responses and whether they represent the total group of Award Holders in Slovakia (for example age of Award participant responses, their Award Centre types and location in the country), has not been performed. Without further data on Award Holder's demographics in Slovakia we assume within this research that the sample of 149 from Award Holders are representative of all Award Holders during 2023 across these demographics.

# 1. Representativeness of the social value survey samples:

## *Adults survey responses collected in 2023*

Our survey results from the Adults in the Award, (n=185) represents 12% of all adults that were regularly supporting the Award during the analysis year (2023), 1,585 in total. This sample size is a statistically representative sample size of the 1,585 adults considering a 95% confidence level and 7% margin of error.

These responses may have limited generalisability and reliability. Furthermore, further research into the age, gender, type of Award Centres and location of the adult respondents, compared to the total number of adults who supported Award delivery has not been performed. We assume in this research that the sample of 12% of adults who took the survey, are representative of all adults who supported The Duke of Edinburgh's International Award – Slovakia during the analysis year across these demographics.



1,585 Adults regularly supported the Award in Slovakia in 2023

# 1. Representativeness of the social value survey samples:

## *Award Holders survey responses collected in 2023*

Award Holders (142 survey responses), were used to model the 'drop-off' of Award Holders' engagement in physical recreation, skills and volunteering activities over time, when calculating future social value based on Award Holders' continued engagement in these activities following their Award completion.

Collecting further data from Award Holders over a long period of time could help us remove an assumption within our current methodology; we assume that Award Holders attribution of their engagement in volunteering / skills / physical activities decreases by 5% per annum, as we don't currently have enough data on attribution over time to model attribution ratings over time.

Without further data on Award Holders in Slovakia and without a larger sample size, we have assumed this sample of Award Holders is representative of all Award Holders in Slovakia.



142 Award  
Holders  
completed a  
Social Value  
survey in 2023

## 2. Secondary data resources:

Data points from secondary sources were used in some calculations, for example average wages in Slovakia, life expectancy, currency conversion rates. For some of the emotional wellbeing pathways, deadweight values were taken from HACT (i.e., deadweight for increase in confidence, increase in agency, and relief from anxiety / depression). These sources vary in terms of their reliability and direct relevance. In future, monitoring and identifying more directly relevant studies (e.g., those published in Slovakia) could refine the calculations where data points from secondary sources were used.

For future social value calculations, retirement age was 63 and sedentary age was 70.

### 3. Sensitivity analysis: as run for 2023 analysis:

There are a number of other data points which have a medium sensitivity.

Those that affect present values only include:

- Emotional wellbeing before the Award for agency, anxiety/depression
- Negative emotions before the award (low agency, high anxiety/depression)
- Deadweight of activity levels before the Award for community belonging

Those that affect future values only include:

- Attribution of increased skills practice to the Award
- The Social Time Preferences Rate (STPR) discount factor used in this research (data point from secondary research)
- Our calculated Alumni 'Drop off rate' which models the 'Stickiness' of habits over time (i.e. percentage of young people who develop new habits while completing the Award and stick to these habits in the future) (data point from the research surveys)
- Deadweight of activity levels before the Award for volunteering and skill practice

### 3. Sensitivity analysis: as run for 2023 analysis:

And those that affect both present and future values:

- Deadweight of activity levels before the Award for physical recreation
- Attribution of increased volunteering and physical activity to the Award
- NAO and Award Centre costs
- HACT wellbeing values



## Conclusion

This research has provided an insight into some of the social value created by The Duke of Edinburgh's International Award – Slovakia. As a youth charity striving to give more young people each year, access to a high quality, non-formal education and learning experience, it is estimated that **€ 8.7 million** in social value was generated through the delivery of the Award framework and those who gained an Award in 2023. A further **€ 21.6 million** is estimated in future value, due to the 2023 cohort of Award Holders' continuation of their personal development activities over their lifetime, following completion of their Award.

The Award's social value model and methodology, which continues to develop, represents an important step in The Award's ambition to strengthen the measurement and reporting of the Award's impact. There are numerous opportunities to build on this work, detailed in the following slide.

**€ 21.6 million future social value will be generated over the lifetimes of those who gained an Award in 2023**

## Conclusion

- **Expanding methodology to include more impacts:** This social value analysis has included an expanded set of impacts, but there are still more impact pathways to be explored in future phases of the model and methodology.
- **Improving data source and quality on benefits after completing the Award:** Within the Award Holder's survey data, there was no clear pattern as to how Award Holders attribute their participation in activities to the Award, over time. Assumptions were therefore made on how attribution to the Award decreases over time. This uncertainty can be addressed in future by collecting data from Award Holders systematically, to build up a large, primary evidence base.
- **The social value results from Slovakia could offer insight to other National Award Operators:** The results and lessons learnt from this analysis could apply to the Award in other countries where the Award is run in a similar way. Key differentiators would be young people's activity patterns, type of Award units where the Award Holders come from and participant to adult ratio in Award delivery.

## Conclusion

Through measuring the social value of the Award, The Duke of Edinburgh's International Award can ultimately improve its understanding of the extent to which it meets its objectives, support its development of strategies to increase the social value it creates, and communicate its social impact in a compelling way to funders and benefactors in order to open doors to new partnerships.



For more information on these research results, please contact:

**Country contact information goes here**

# APPENDICES



## Appendix 1:

Research Survey Data Collection, Summary of Respondent Demographics, and Key Data Points 70

## Appendix 2:

Costs of running The Duke of Edinburgh's International Award – Slovakia in 2023 80

## Appendix 3:

Social Return on Investment (SROI), with estimated Award Centre Costs 83

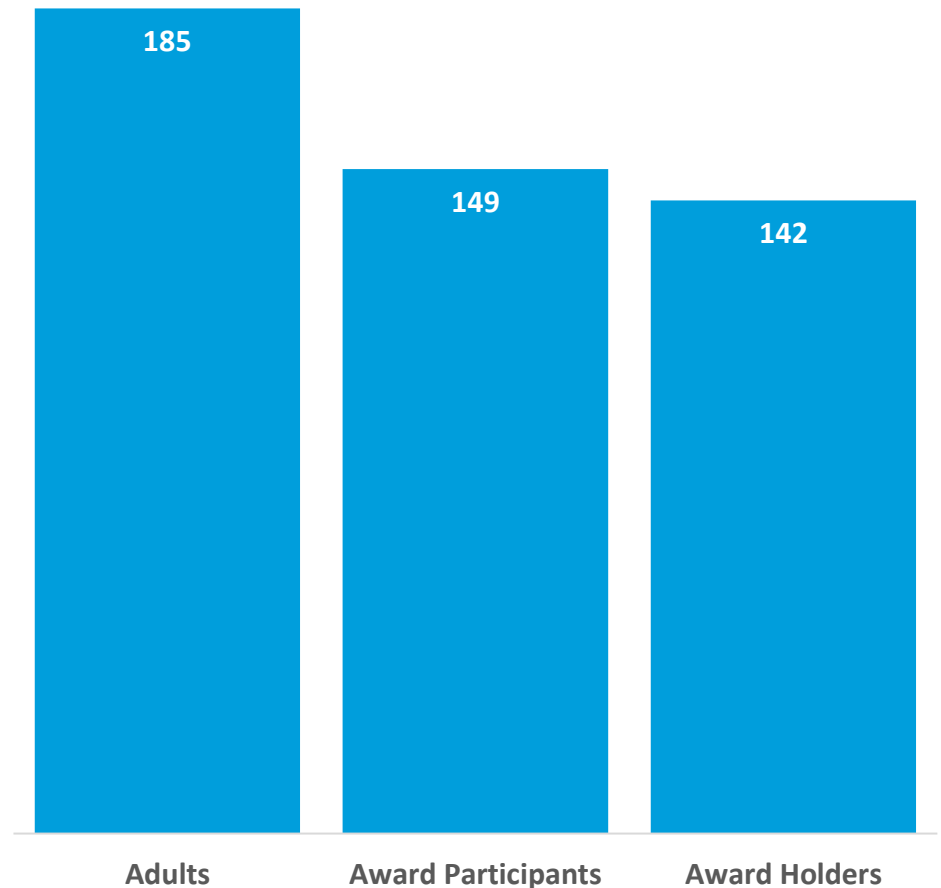
## APPENDIX 1 : Research Survey Data Collection

Survey data was collected and stored on an online survey platform, called Qualtrics. The data collection period for adults and Award participants was between June 2023 – October 2023. Survey respondents were contacted by The Duke of Edinburgh's International Award – Slovakia and provided a link to complete the survey.

# 476

survey responses were analysed in total

### Survey Responses



## APPENDIX 1 : Award Participants' Survey Respondent Demographics

### Award level, Gender.

There were 149 useable survey responses from Award participants. This is a representative sample size for the total number of participants who completed an Award in 2023 (with a 95% confidence level and 8% margin of error), this does not satisfy our typical threshold of 95% confidence and 5% margin of error.

This represents **7%** of participants who completed an Award in 2023 (2,119). The gender split of Award Holders in Slovakia in 2023 was 30% male, 69% female, 2% prefer to self-identify.

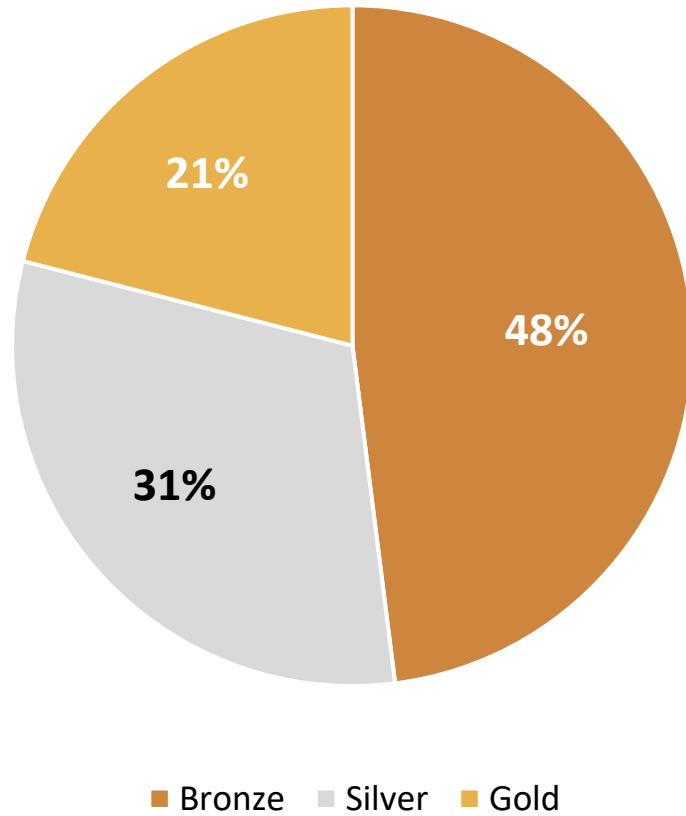
**The graphs on the following page show the demographic information of our Award participant research respondents.**

**12% of Award  
participant survey  
respondents identified  
themselves as belonging  
to a minority ethnic  
group\***

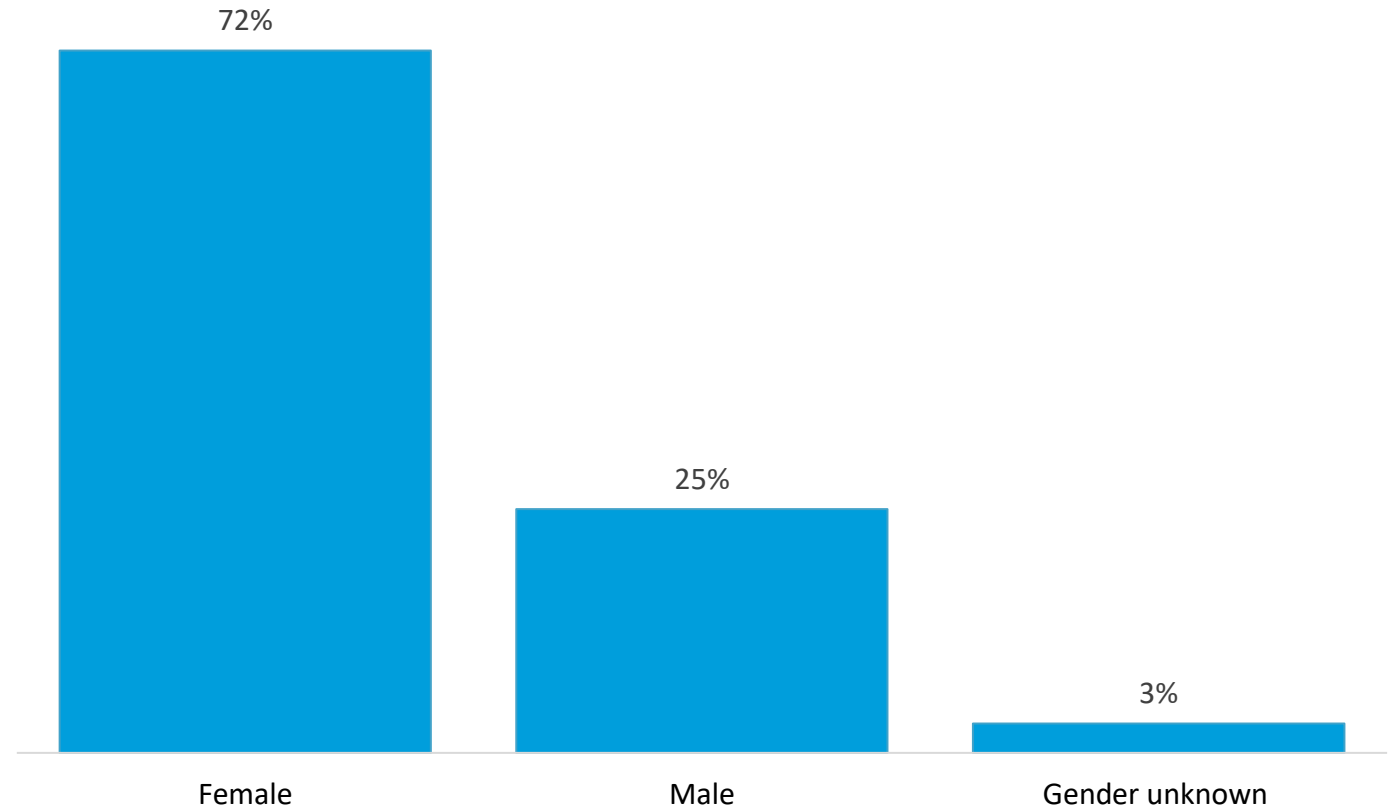
\* Minority ethnic group refers to people within a country / territory who have a different national or ethnic, religious and linguistic origin from the main population.

## APPENDIX 1 : Award Participants' Survey Respondent Demographics

### Award Level of Respondents



### Award Participants' Gender





## APPENDIX 1 : Award Participants' Survey Respondent Demographics: Self-identified disability

	No, no difficulty	Yes, some difficulty	Yes, a lot of difficulty	Yes, I cannot do it at all	Did not respond
Do you have difficulty seeing, even when wearing glasses?	108	32	2	0	7
Do you have difficulty hearing, even if using a hearing aid?	135	1	0	0	13
Do you have difficulty walking or climbing steps?	120	15	0	0	13
Do you have difficulty remembering or concentrating?	115	17	5	0	12
Do you have difficulty (with self-care such as)washing all over or dressing?	129	6	1	1	12
Using your usual language, do you have difficulty communicating (for example, understanding, or being understood by others)?	128	9	0	0	12

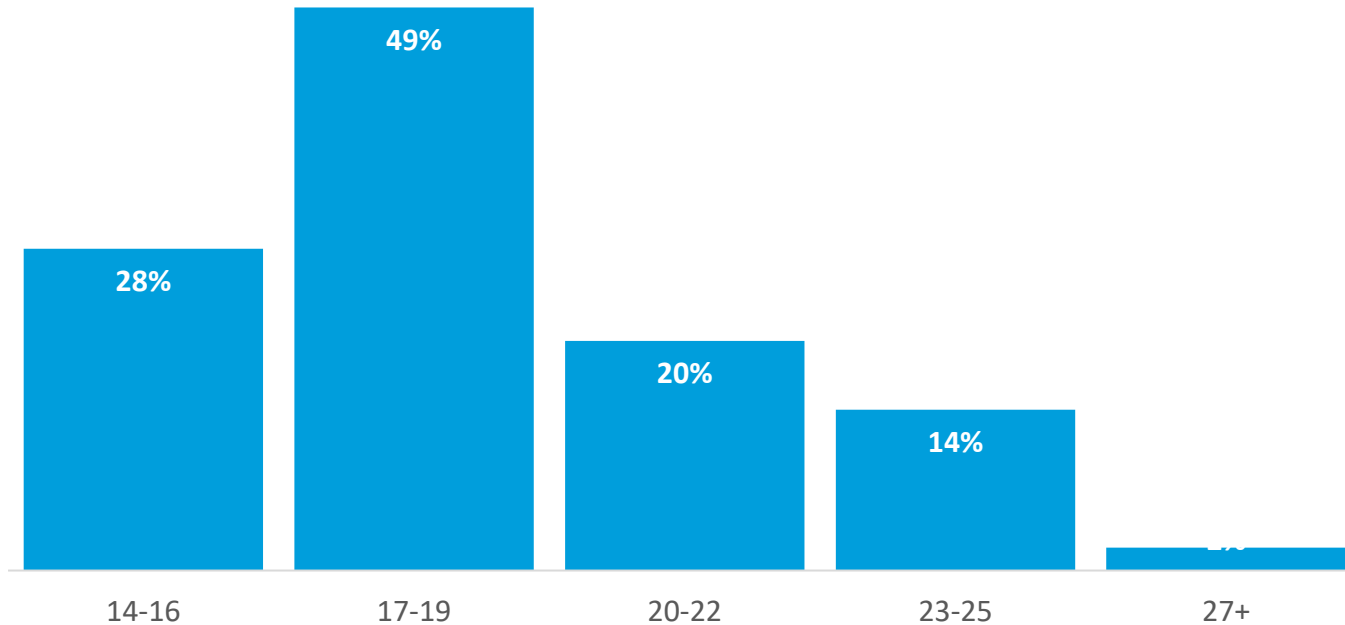
16% of Award participant respondents identified themselves as having a disability, with 5% identifying as having a moderate or severe disability\*.

\* At least two categories with responses of "some difficulty" or one category with a response of "a lot of difficulty" or "cannot do at all".

## APPENDIX 1 : Award Holders' Survey Respondent Demographics: Gender, Year Award completed

There were 142 useable survey responses from Award Holders – young people and adults who completed an Award.

### Age of Award Holders



Award Holder respondents are: 75% female, 23% male, and 1.5% not disclosed.

14% identified themselves as having a disability with 4% identifying as having a moderate to severe disability

3% of Award Holders identified themselves as belonging to a minority ethnic group\*

\*Minority ethnic group refers to people within a country / territory who have a different national or ethnic, religious and linguistic origin from the main population.

## APPENDIX 1 : Award Holders' Survey Respondent Demographics: Self-identified disability

	No, no difficulty	Yes, some difficulty	Yes, a lot of difficulty	Yes, I cannot do it at all	Did not respond
Do you have difficulty seeing, even when wearing glasses?	113	11	3	0	15
Do you have difficulty hearing, even if using a hearing aid?	124	0	0	0	18
Do you have difficulty walking or climbing steps?	118	6	0	0	18
Do you have difficulty remembering or concentrating?	103	18	6	1	14
Do you have difficulty (with self-care such as) washing all over or dressing?	122	2	1	0	17
Using your usual language, do you have difficulty communicating (for example, understanding, or being understood by others)?	113	11	2	0	16

**14% identified themselves as having a disability, with 4% identifying as having a moderate or severe disability.**

## APPENDIX 1 : Key Data Points used from the Award Participant Survey: Award Section Activities

In the research survey, Award participants were asked to detail their levels of engagement in volunteering, skills practice, and physical activity, before the Award, during the Award, and to indicate how much they plan to engage in these activities after the Award.

% of Participants Regularly* Participating in...	Before the Award	During the Award	After the Award	Attribution of any increase in activity levels from before the Award, to during.
Physical Recreation	64%	97%	85%	56%
Voluntary Service	30%	97%	71%	77%
Skills	64%	97%	83%	62%

\*Note: Regular engagement is classed *at least once per week* for Skills and Physical Recreation activities, and as *at least once per month* for voluntary service activities. This is because to calculate the wellbeing benefits for Award Holders of their increased time spent on volunteering, skills and physical activity, we use wellbeing values found in secondary literature, specifically from within the HACT Social Value Bank, which base their wellbeing estimations on engagement in skills and physical activities as *at least once per week*, and volunteering activities as *at least once per month*. Reference: HACT and Daniel Fujiwara (2018). Community investment values from the Social Value Bank. Available at [www.socialvaluebank.org](http://www.socialvaluebank.org)

## APPENDIX 1 : Key Data Points used from the Award Holders Survey

Data from the Award Holders' Survey was used to make estimations about how much the 2023 cohort of Award Holders in Slovakia, will continue with their engagement in physical recreation, volunteering, and skills activities, following their completion of the Award.

For future value calculations, we use participants' survey responses to find how many participants aim to continue with regular activity in each Award activity, following the Award. We then use the drop-off rates of Holder's activity levels from during the Award to after the Award, to create a drop off activity level rate which decreases year on year following completion of the Award (over the lifetime of the Award Holders), to match the decreasing activity levels of Award Holders within our research survey.

	Physical Recreation	Skills	Voluntary Service
% of Award Holders that regularly* engage in this activity <b>during the Award</b>	95%	94%	97%
% of Award Holders that regularly* engage in this activity <b>after the Award</b> (on average, these responses are for 6 years after their Award completion)	74%	84%	45%

\*Note: As previously stated, regular engagement is classed as *at least once per week* for Skills and Physical Recreation activities, and *at least once per month* for voluntary service activities.

## APPENDIX 1 : Key Data Points used from the Adults in the Award Survey

**69%**

of adults already volunteered before the Award

**82%**

of adults felt the Award training they completed, gave them additional skills for work

**42%**

'Deadweight' Training (what % of adults felt they would have attended similar training elsewhere, if they hadn't been involved with the Award)

**59%**

of adults undertook an Adventurous Journey

**52%**

of time adults spent 'journeying' on Adventurous Journeys, that would otherwise be spent exercising

**103 hours**

per year (~8.6 hours per month)  
Average time spent per adult journeying during Adventurous Journeys

**83%**

of adults support the Award voluntarily

## APPENDIX 2 : The cost of running The Duke of Edinburgh's International Award – Slovakia in 2023

In order to create a Social Return on Investment (SROI) calculation, we needed to estimate **the 'cash' amount it took to deliver the Award in Slovakia in 2023**. This value is estimated at **€ 1,326,930** and includes costs incurred by the National Award Operator and Award Centres as well as costs incurred by the Award Holders themselves. You can see the breakdown of these costs in the accompanying table.

Award Holders' costs	€ 627,368
The Duke of Edinburgh's International Award – Slovakia costs	€ 523,698
Award Centre costs	€ 175,864
<b>Total cost</b>	<b>€ 1,326,930</b>

## APPENDIX 2 : The cost of running The Duke of Edinburgh's International Award – Slovakia in 2023

- **The Duke of Edinburgh's International Award – Slovakia NAO) costs (€ 523,698)** - includes all NAO expenditure over the year, as recorded within yearly financial accounts, minus funds received as fees from participants and Award Centres as the NAO acts as an intermediary for this spending and those costs are accounted for by Award Centres and Award participants.
- **Award Centre costs (€ 175,864)** – based on the Award fees paid by Award Centres in Slovakia in 2023. No extra costs to run the Award were accounted for.

**Total cost of running  
The Duke of  
Edinburgh's  
International Award  
– Slovakia in 2023  
€ 1,326,929**



## APPENDIX 2 : The cost of running The Duke of Edinburgh's International Award – Slovakia in 2023

- **Award Holders costs (€ 627,368)** – Award Holders costs are based on NAO records and estimations from survey responses. The cost for a participant to complete the Award includes registration fees (**€ 40** for Bronze, **€ 45** for Silver, **€ 60** for Gold) and costs incurred in undertaking Skills, Physical Recreation and Voluntary Service activities, as well as the Adventurous Journey and Gold Residential Project.

We took into account only participants' costs that were directly attributable to the Award by asking participants to not include costs that they would have incurred if they were not doing the Award. Total costs are estimated to be **€ 383** for each participant completing the Bronze level, **€ 424** for Silver, and **€ 996** for Gold. However, for SROI calculations, we only use social value over a 12-month period, and therefore only count the costs for participants for a 12-month period. The research also discounts social value by deadweight and attribution, we also therefore discount participants costs for deadweight and attribution – making the total cost for Award participants in 2023 as follows: **€ 257** per Bronze participant, **€ 377** per Silver participant, and **€ 419** per Gold Participant.

The reliability of these costs could be improved in further research by gathering cost information from larger sample sizes. For example, cost information was not provided by participants and numbers were estimated based on the NAO's knowledge of average costs.

Costs of running and participating in the Award vary due to the flexibility of the Award framework; if a participant is willing to and able to pay for activities that require a lot of money (for example, a private tutor for their skill activity, an Adventurous Journey that requires travel to a faraway location, or which requires expert assessors and supervisors such as an Adventurous Journey on water). Conversely, if a participant keeps their activities local and self-led, costs of participation can be kept to a minimum.



**#WORLD  
#READY**